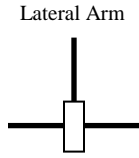


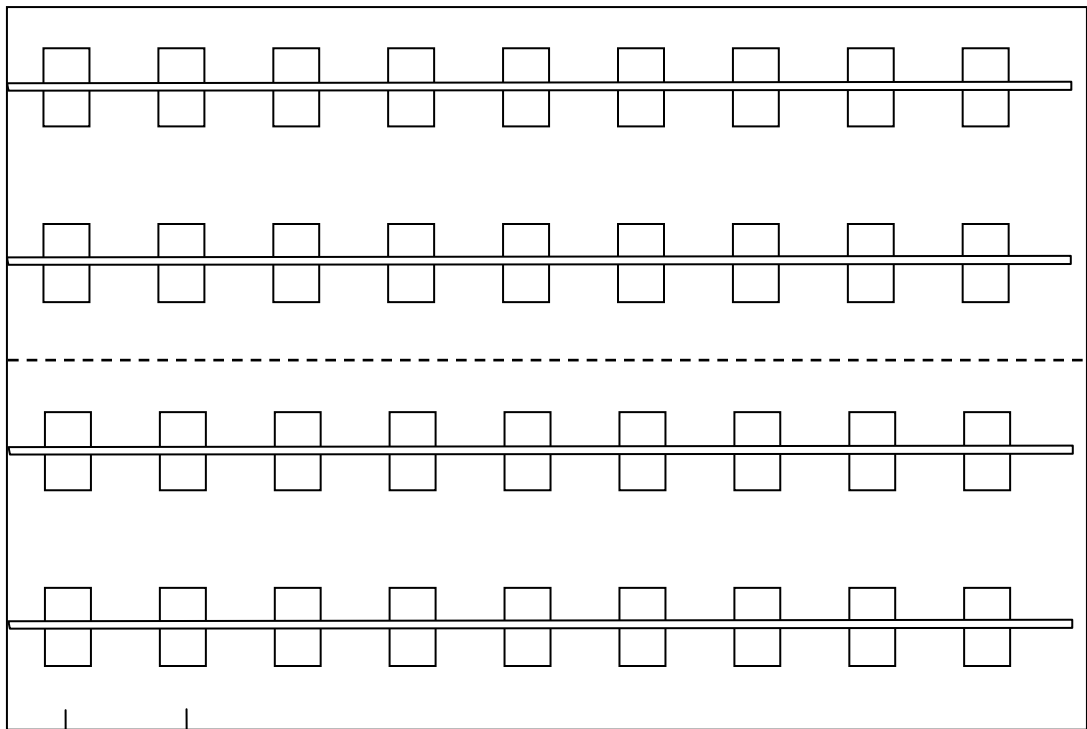
Designate location of all lateral arms and longitudinal stabilizing devices on the blocking plan.



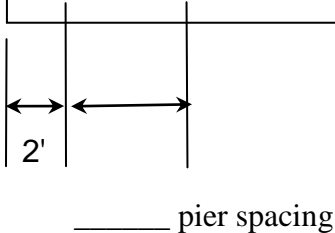
Blocking Plan

typical double wide blocking plan

Length x width _____
 Manufacturer _____



Marriage Wall
 the location of these piers will vary with each floor plan.



Pocket Penetrometer Test

**Test the perimeter of the home at 6 locations.
 Take the reading at the depth of the footer.
 Using 500lb increments, take the lowest reading
 and round down to that increment.**

Soil Bearing _____
 Soil torque probe test results _____
 Anchor Length _____
 I-beam pier pad size _____
 Perimeter pier pad size _____

Marriage wall pier pad sizes – outline pad locations on the centerline and show sizes below

- | | |
|---------|---------|
| 1 _____ | 4 _____ |
| 2 _____ | 5 _____ |
| 3 _____ | 6 _____ |

Other information
